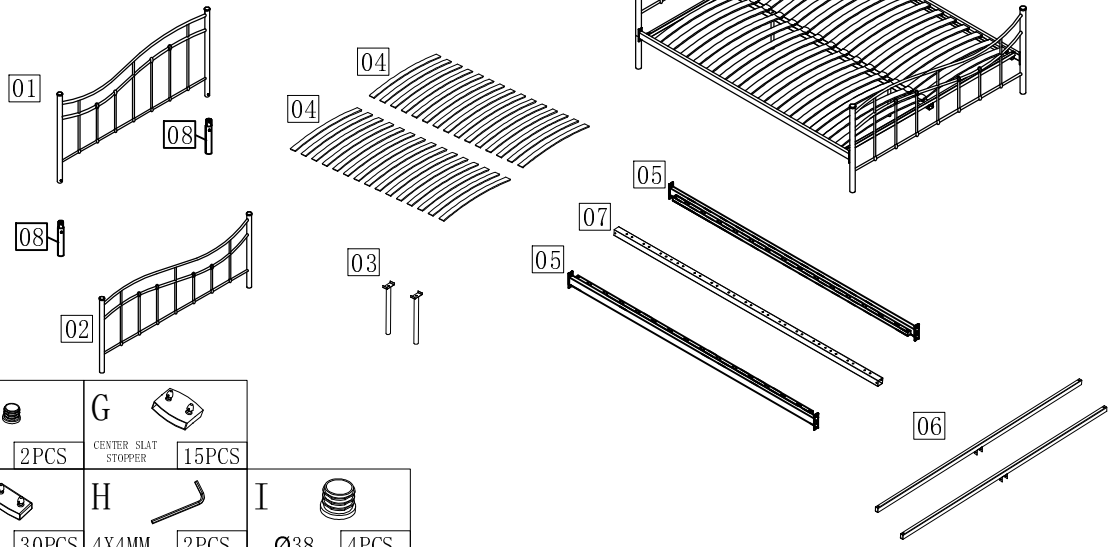


Parts List

NO.	Particulars	QTY
01	Headboard	1
02	Footboard	1
03	Supporting leg	2
04	Bentwood slat	30
05	Side rail	2
06	Cross drawn tube	2
07	Intermedium tube	1
08	heightening colum of headboard	2

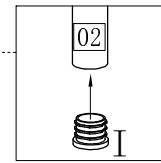
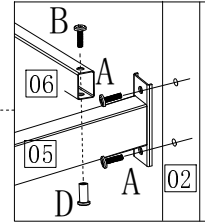
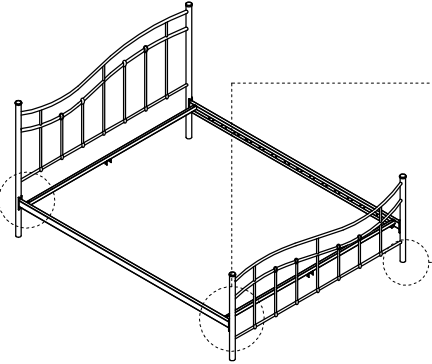
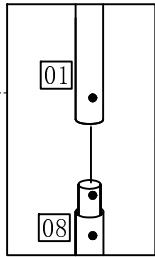
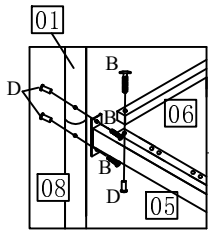
Assembly Sheet

OD-902&OD-902/3

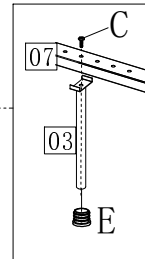
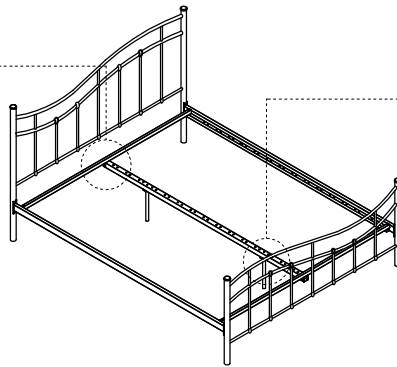
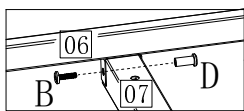


Hardware List


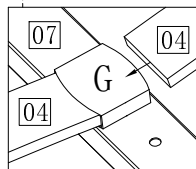
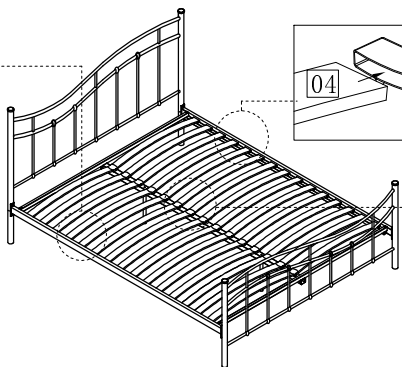
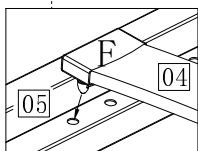
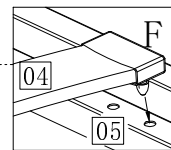
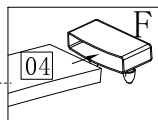
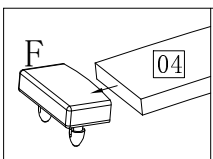
A M6X20MM 4PCS	C M6X50MM 2PCS	E Ø19 2PCS	G CENTER SLAT STOPPER 15PCS
B M6X35MM 10PCS	D M6 docking nut 10PCS	F SIDE SLAT STOPPER 30PCS	H 4X4MM 2PCS
			I Ø38 4PCS



A M6X20MM 4PCS
B M6X35MM 8PCS
I Ø38 4PCS
D M6 8PCS



B M6X35MM 2PCS
C M6X50MM 2PCS
D M6 2PCS
E Ø19 2PCS



F SIDE SLAT STOPPER 30PCS
G CENTER SLAT STOPPER 15PCS