
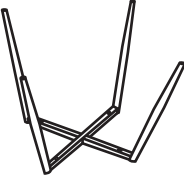






ASSEMBLY INSTRUCTION

Item NO: 9655

HARDWARE LIST			
NO.	PART	DESCRIPTION	Q'TY
A		seat	1
B		frame	1
C		caps	4
D		screw	4
E		allen key	1



step 1

step 2

